

Data Center Smart Li-ion Battery Solution

SmartLi

Introduction

SmartLi is a battery energy storage system developed by Huawei for UPS, which has the features of safety and reliability, long lifespan, space saving and easy maintenance. LFP is the safest cell of Li-ion battery. The unique active current balance control technology supports the mix use of new and old batteries, which reduces Capex. Three-level BMS system realizes intelligent battery management with Huawei UPS and Network management system, which reduces Opex.

Features

Reliable

- Long cycle lifespan, cycle lifetime can be up to 5000 times
- Highly stable LFP cell, no fire after thermal runaway
- Three-level BMS system ensures reliability
- Cabinet-level fire extinguishing, precise and quick fire fighting, non-proliferation

Efficient

- High power density, saving 70% footprint
- Smart BMS system, saving 80% routine O&M costs

Simple

- Active current balance control, supporting new and old battery cabinets mixed using, flexible to expand
- Smart active voltage balance control, Battery strings of different numbers of lithium batteries can be connected in parallel *



SmartLi

Specifications

	Item	Description
Basic Parameters	Product Model	SmartLi-512V-80AH
	Battery Cell Material	LiFePO ₄
	Nominal Voltage	512Vdc
	Nominal Charging Voltage	544Vdc
	Charging Current	≤ 1C, 0.5C by default
	Rated Max. Discharging Current	500A continuous discharge
	Cycle Life	5000 cycles @ 50% DOD
	Nominal Capacity	80Ah / 40.96kWh (6C)
	Weight	800kg
	Dimension (W*D*H)	600mm*850mm*2000mm
	Self Discharge	≤5% (0-30°C/3 months)
	Fire protection	Cabinet-level fire protection
	Communication Interface	FE, RS485, Dry contacts
	Protection	Over temperature, over current, short circuit, over charge/discharge, etc.
	Design Life	15 years
Certification	UL1642, UN38.3, IEC62619, IEC62040, RoHs	

* If a single module is faulty, remove the faulty module and connect the other modules in series to restart the system.

Item	Description	
Basic Parameters	IP Protection Level	IP20 according to IEC60529 standard
	Mounting Type	Can be installed against a wall at the rear, Reserve at least 800 mm from the front.
EMC	Surge	IEC61000-4-5
	ESD	IEC61000-4-2
	Radiated electric fields	IEC61000-4-3
	Emission	IEC62040-3
Environment	Storage Temperature	0°C - 40°C
	Transportation Temperature	-40°C to 60°C
	Operating Temperature	0°C - 40°C (20-25°C is recommended)
	Relative Humidity	5% - 95%
	Max. Operating Altitude	0 - 4000m. Above 1000m, derating rate based on EN/IEC 62040-3.

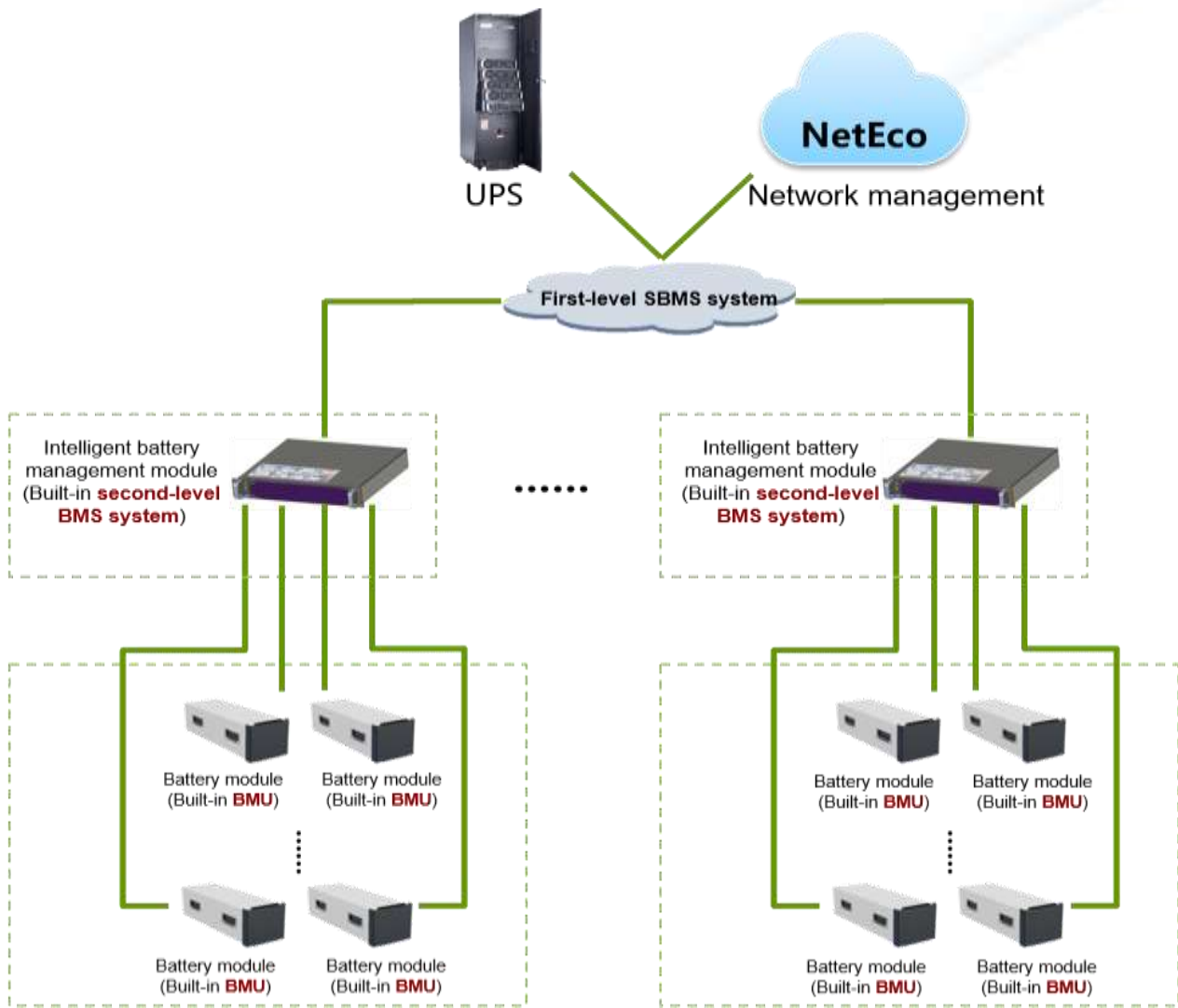
Specifications

	Cell	Module	Full Cabinet	Half Cabinet
Configuration	Single cell	20S2P	16 module(2 groups)	8 module(1 group)
Declared Capacity (6C)	> 20Ah	40Ah	80Ah	40Ah
Nominal Voltage	3.2Vdc	64Vdc	512Vdc	512Vdc
Charging Voltage	3.4Vdc	68Vdc	544Vdc	544Vdc
Operation Voltage Range	2.5 - 3.6Vdc	50 - 72Vdc	408 - 544Vdc	408 - 544Vdc
Dimension(W*D*H: mm)	21*100*140	200.5*592*157.5	600*850*2000	600*850*2000
Weight	605g	35kg	800kg	520kg

Back-up Time @SOL (in minutes)

Power	0.5 cabinet	1 cabinets	1.5 cabinets	2 cabinets	2.5 cabinets	3 cabinets	3.5 cabinets	4 cabinets
100kW	10	24	36	48	60	72	84	96
200kW	-	10	16	22	28	33	39	45
300kW	-	-	10	15	18	22	26	30
400kW	-	-	-	10	12	16	19	22
500kW	-	-	-	-	10	15	16	18
600kW	-	-	-	-	-	10	12	15
800kW	-	-	-	-	-	-	-	10

Power	4.5 cabinet	5 cabinets	5.5 cabinets	6 cabinets	6.5 cabinets	7 cabinets	7.5 cabinets	8 cabinets
100kW	108	120	132	144	156	168	180	192
200kW	52	58	65	72	78	84	90	96
300kW	35	39	44	48	52	56	60	64
400kW	25	28	32	36	39	42	45	48
500kW	20	22	25	28	30	33	36	38
600kW	17	19	21	23	25	27	29	32
800kW	11	13	16	17	19	20	22	24



Monitoring

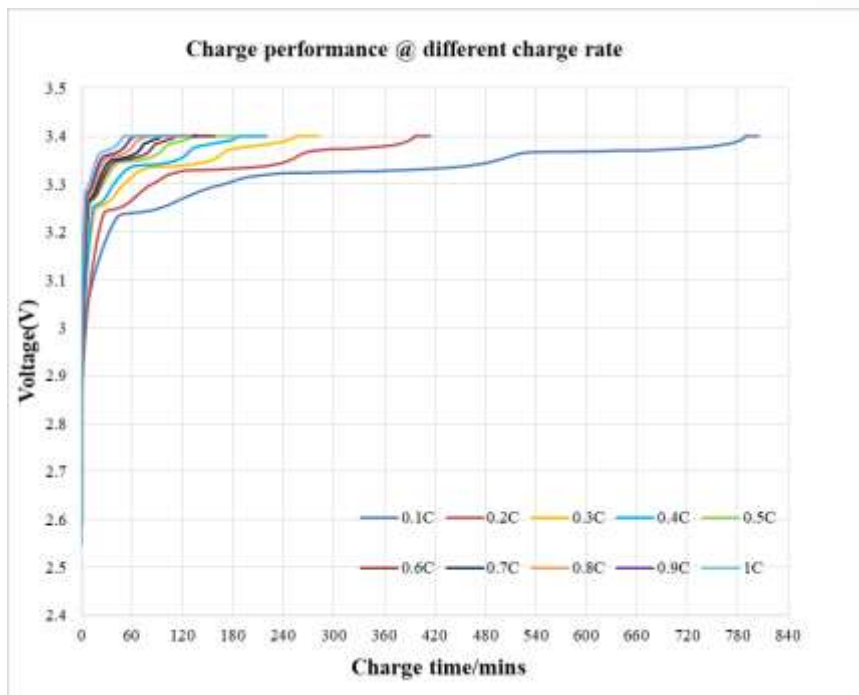
	BMU	BCU	SBCU
Monitored Object	Battery Pack	Battery Rack	System
Function Description	<ul style="list-style-type: none"> Measure the cell voltage, temperature. Electrochemical cell voltage equalization; Communicates with the BMS. Save the battery module fault information 	<ul style="list-style-type: none"> Manages all BMUs Collects statistics on the battery voltage, temperature, SOC, and SOH, and reports the statistics to the SBCU. Detects the charge and discharge currents of battery strings to adjust the parallel current sharing. Protects the hardware and batteries against exceptions, disconnects the loop in a timely manner when an exception occurs, and reports the exception to the SBCU. Save the battery cabinet fault information. 	<ul style="list-style-type: none"> Displays the total voltage, SOC, SOH, current, and temperature of the battery system, and battery information of each battery cabinet. Receives common parameters reported by each BCU and saves local data. Receives alarms and protection events reported by the BCU and saves the events locally. Communicates with the UPS, provides human-machine interaction, communications ports, and permission management for local and remote operations, sets battery management system parameters, and upgrades programs.
Measurement Parameter	Cell voltage Cell temperature	Cabinet Voltage Cabinet Current	System Voltage System Current
Measurement Precision	0.2% (voltage) 2°C (temperature)	1% (voltage) 2% (> 40A); 3A (< 40A)	1% (voltage) 2% (> 40A); 3A (< 40A)
Display information	Battery module Module Cell Voltage	Battery Cabinet Voltage	Battery System Voltage
	Battery module SOH	Battery Cabinet Current	Battery System Current
	Battery module SOC	Battery Cabinet SOC	Battery System SOC
	Battery module Maximum Cell Voltage	Battery Cabinet SOH	Battery System SOH
	Battery module Minimum Cell Voltage	Battery Cabinet Maximum Cell Voltage	Battery System Maximum Cell Voltage
	Battery module Maximum Cell Temperature	Battery Cabinet Minimum Cell Voltage	Battery System Minimum Cell Voltage
	Battery module Minimum Cell Temperature	Battery Cabinet Maximum Cell Temperature	Battery System Maximum Cell Temperature
		Battery Cabinet Minimum Cell Temperature	Battery System Minimum Cell Temperature
		Discharge Times	Battery Capacity
		Discharge Capacity	Discharge Times
			Discharge Capacity

Protection Function

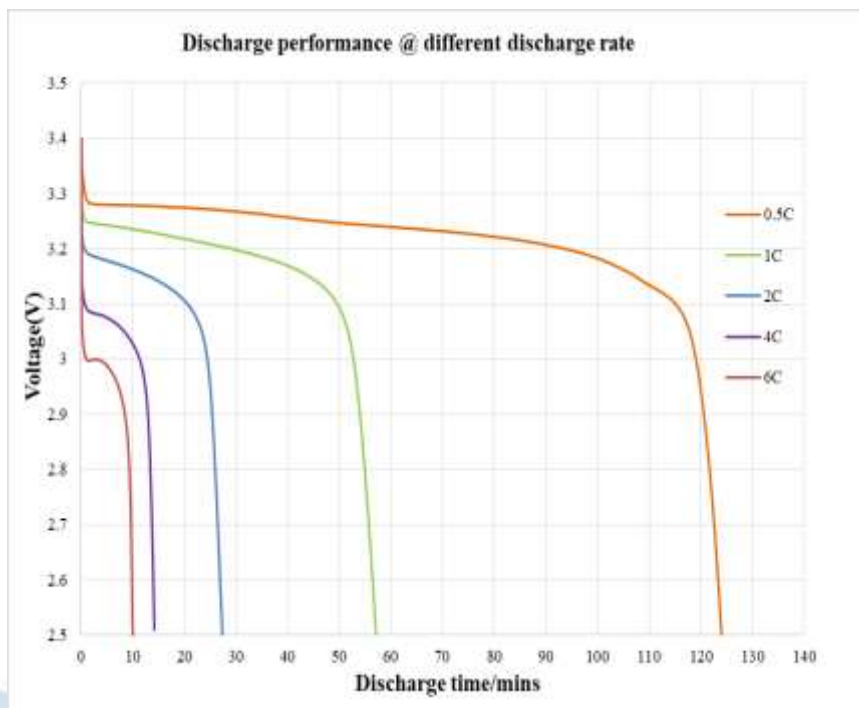
Alarm Type	Alarm Description	Alarm Cause	Alarm Confirmation Time	Solution
Battery charge protection	Low temperature protection under battery charge	The temperature of battery cell is under 0°C.	30s	Trip off battery breaker
	Over temperature protection under battery charge	The temperature of battery cell above 65°C.	10s	
	Over voltage protection of battery cell	The voltage of battery cell is above 3.9V	1s	
	Over voltage protection of battery string.	The voltage of battery string is above 3.625N V	1s	
	Over current protection of battery charge	>200A	20ms	
Battery discharge protection	Low temperature protection under battery discharge	The temperature of battery cell is under 0°C	5s	Trip off battery breaker
	Over temperature protection under battery discharge	The temperature of battery cell above 65°C	30s	
	Low voltage protection of battery cell	The voltage of battery cell is under 2.3V	700ms	
	Low voltage protection of battery string	The voltage of battery string is under 2.55N V	2s	
	Over current protection of battery discharge	>520A	30s	
Battery charge alarm	Low temperature alarm under battery charge	The temperature of battery cell is under 5°C	30s	Alarm
	Over temperature alarm under battery charge	The temperature of battery cell above 55°C	30s	
	Over voltage alarm of battery cell	The voltage of battery cell is above 3.8V	5s	
	Over voltage alarm of battery string.	The voltage of battery string is above 3.55N V	5s	
	Over current alarm of battery charge	>96A	5s	
Battery discharge alarm	Low temperature alarm under battery discharge	The temperature of battery cell is under 5°C	30s	Alarm
	Over temperature alarm under battery discharge	The temperature of battery cell above 60°C	30s	
	Low voltage alarm of battery cell	The voltage of battery cell is under 2.6V	5s	
	Low voltage alarm of battery string.	The voltage of battery string is under 2.8N V	5s	
	Over current alarm of battery discharge	>500A	5s	

* N is the number of battery cell per string

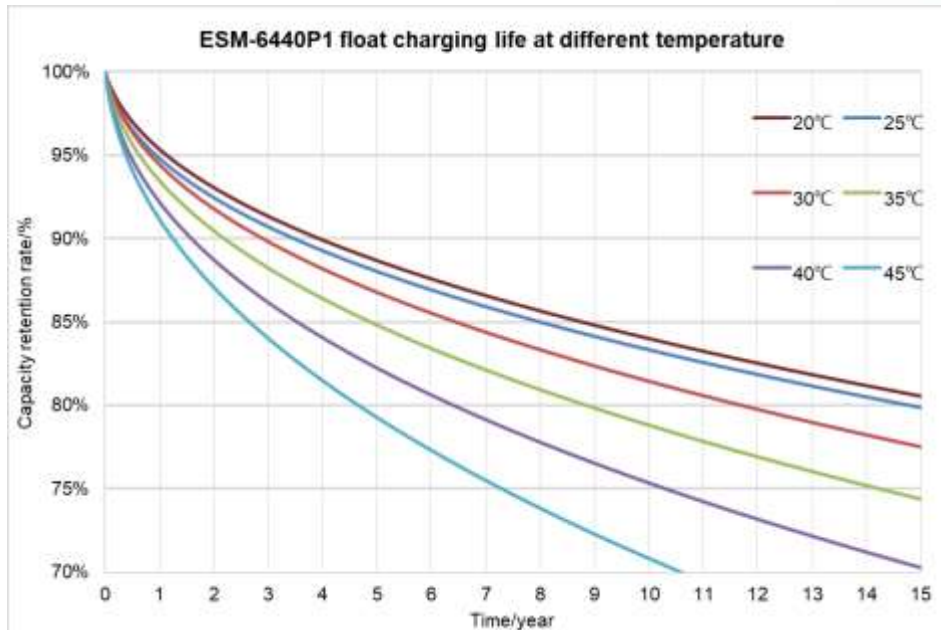
Charge at Different Temperature



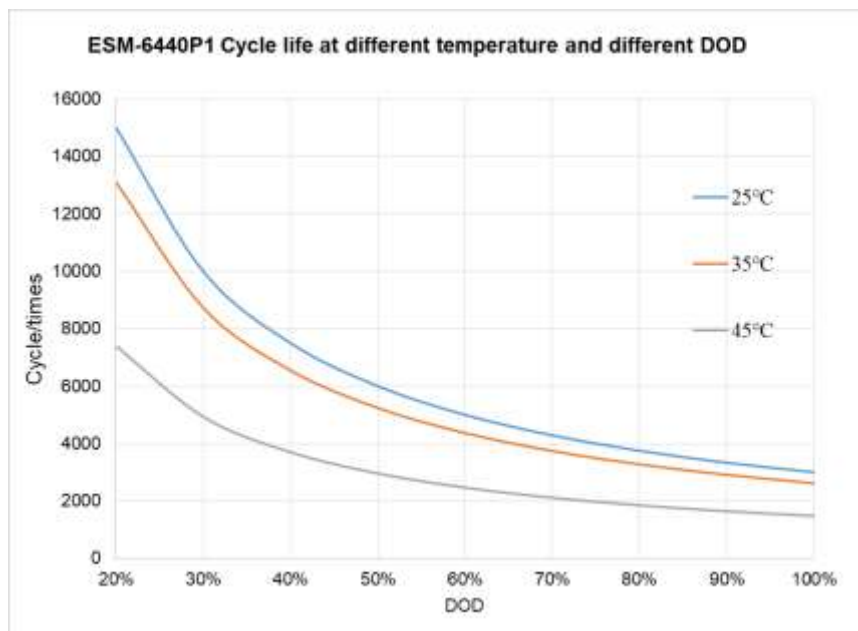
Discharge at Different Temperature



Lifetime at Different Temperature



Cycle Lifetime at Different Temperature and DOD



Copyright © Huawei Technologies Co., Ltd. 2020. All rights reserved.

No part of this document may be reproduced or transmitted in any form or by any means without prior written consent of Huawei Technologies Co., Ltd.

Trademark Notice



HUAWEI, and are trademarks or registered trademarks of Huawei Technologies Co., Ltd.

Other trademarks, product, service and company names mentioned are the property of their respective owners.

General Disclaimer

The information in this document may contain predictive statements including, without limitation, statements regarding the future financial and operating results, future product portfolio, new technology, etc. There are a number of factors that could cause actual results and developments to differ materially from those expressed or implied in the predictive statements. Therefore, such information is provided for reference purpose only and constitutes neither an offer nor an acceptance. Huawei may change the information at any time without notice.

HUAWEI TECHNOLOGIES CO., LTD.

Huawei Industrial Base

Bantian Longgang

Shenzhen 518129, P.R. China

Tel: +86-755-28780808

Version No.: M3-040174-20170224-E-4.0

www.huawei.com